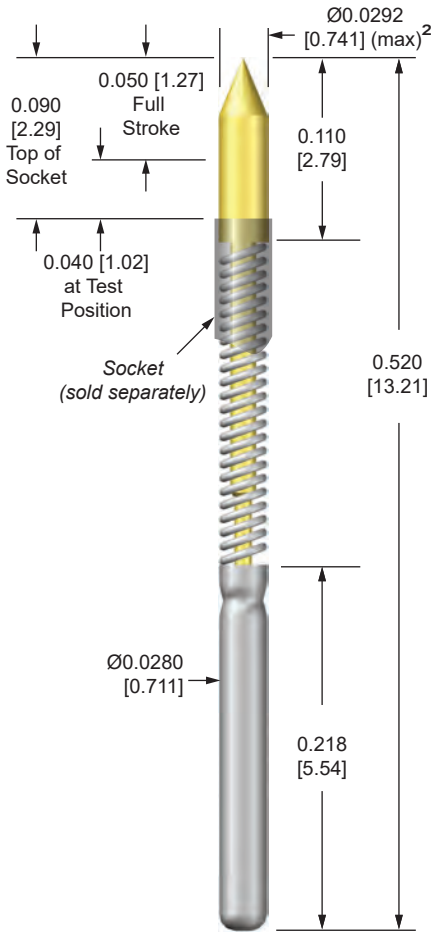


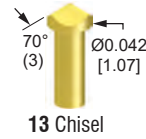


050-05 Series


0.050 [0.050] Centers | 0.050 [1.27] Full Stroke



CHISEL



ROUND



SPEAR



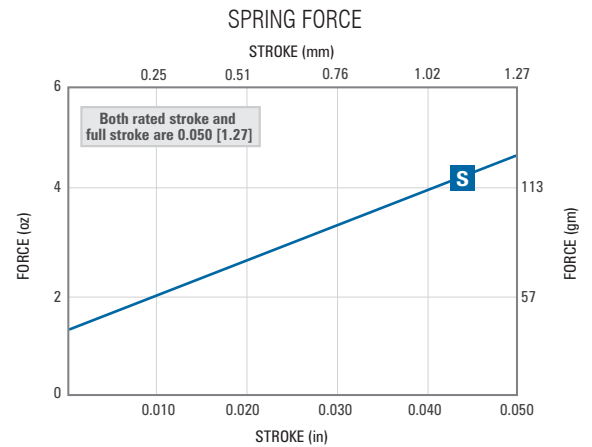
PROBE P/N 050-PLP05 S example: 050-PLP0513S

Tube	Letter	Material/Finish	Average Resistance	Current Rating AMPS ¹ 120°C (204°C) ³	
P		Nickel silver/ID precious metal clad	< 25 mOhms	3.7 (5.2) ³	
Tip Style	Digits	Material/Finish			
See Tips		Heat treated BeCu/plated gold over nickel			
Spring	Letter	Spring Force	Preload @ 0.050 [1.27] Stroke	Material	Cycle Life @ 0.050 [1.27] Stroke
S	Standard	1.3 [37g/0.36N]	4.6 [130g/1.28N]	MW	1,000,000
Option	Letter	Description			
N		No probe lubrication. Removing lubrication greatly reduces cycle life and should only be used in applications outside of the working temperature range, see Testing in Extreme Working Temperatures application note for more details. ³			
(Blank)		No option required			

¹ Current rating is affected by spring material and lubrication choice. Please refer to Current Carrying Capacity and Testing in Extreme Working Temperature applications notes for more details.

² Maximum plunger OD should be used to calculate minimum guide plate clearance holes.

³ Working Temperature Range: -5°C to 120°C with lubrication. SS springs can be used up to 204°C without lubrication.

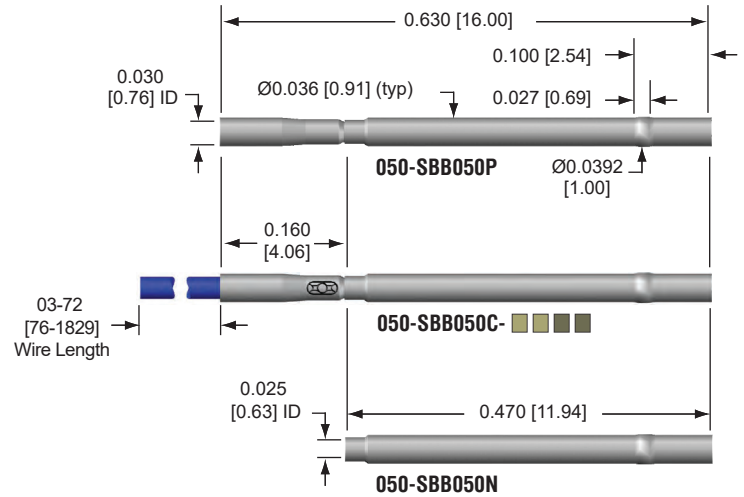


TOOLS & ACCESSORIES

See pages 75-79 for order information.

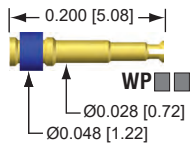
SOCKETS

Suggested mounting holes and drill sizes in AT7000, G10/FR4 or similar materials should be gauged at: 0.0368 / 0.0378 [0.935 / 0.960]; Drill Size .95mm or #62



WIRE PLUG

For use with P termination sockets.



P/N: WP■■■ example: WP30

Plug Size	Digits	Description
28		Brass/plated gold over nickel with red insulating sleeve. To accept 28 AWG Kynar insulated solid wire (not included), stripped at 0.120 [3.05]
30		Brass/plated gold over nickel with blue insulating sleeve. To accept 30 AWG Kynar insulated solid wire (not included), stripped at 0.120 [3.05]

SOCKET P/N

050-SBB050■■■■■ example: 050-SBB050C3630

Tube	Letter	Material/Finish							
	B	Heat treated BeCu/Nickel clad ID/OD							
Termination	Letter	Description							
	C	Crimp (specify wire size, color and length option)							
	N	No termination							
	P	Plug/Solder; Stainless Steel/ID precious metal clad. Accepts wire plugs or soldered wire connection							
Digits	Wire Size Available for C Termination								
3	30 AWG Kynar insulated solid wire, pre-attached, specify color and length								
8	28 AWG Kynar insulated solid wire, pre-attached, specify color and length								
6	26 AWG Kynar insulated solid wire, pre-attached, specify color and length								
Options	(Blank) No option required								
Wire Color Available for C Termination									
0	Black	2	Red	4	Yellow	6	Blue	8	Grey
1	Brown	3	Orange	5	Green	7	Violet	9	White
Wire Length Available for C Termination									
	Specify Length in inches: 03 – 72 [76-1829]								

US Patent No. 4,659,987 & 4,597,622

