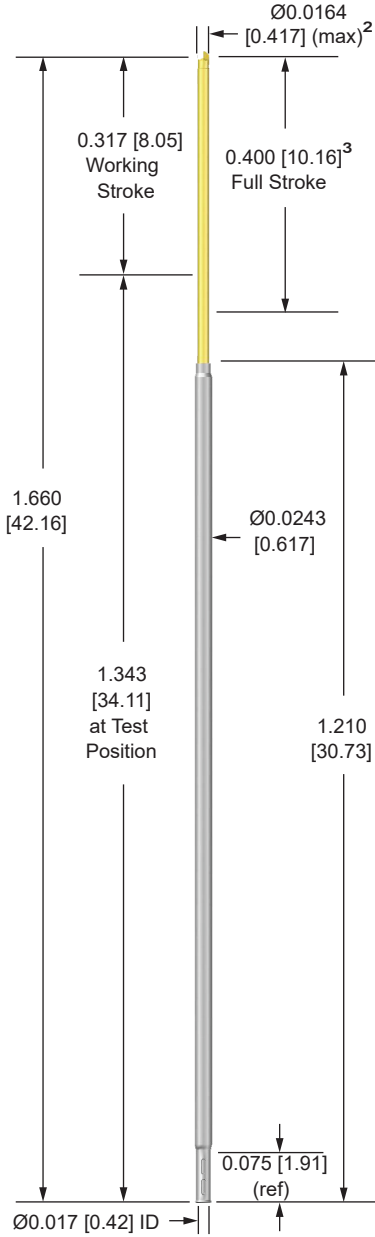


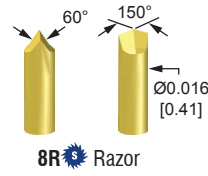
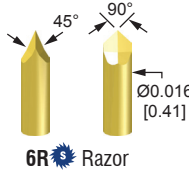


X31-40 Series

0.031 [0.800] Centers | 0.400 [10.16] Full Stroke



RAZOR



TORCH



PROBE P/N X31-PRP40- - example: X31-PRP406RS-S

Tube	Letter	Material/Finish	Average Resistance	Current Rating AMPS ¹ 120°C (204°C) ⁴		
P		Nickel silver/ID precious metal clad	< 100mOhms	2.5 (3.6) ⁴		
Tip Style	Digits	Description				
See Tips		Heat treated steel/plated gold over nickel				
Spring	Letter	Spring Force	Preload	@ 0.317 [8.05] Stroke	Material	Cycle Life @ 0.317 [8.05] Stroke
S	Standard	0.7 [20g/0.19N]	4.0 [113g/1.11N]		SS	50,000
H ³	High	1.8 [51g/0.50N]	6.0 [170g/1.67N]		SS	50,000
Option	Letter	Description				
N		No probe lubrication. Removing lubrication greatly reduces cycle life and should only be used in applications outside of the working temperature range, see Testing in Extreme Working Temperatures application note for more details. ⁴				
S		Heat treated steel/plated gold over nickel (see tip style for availability)				
(Blank)		No option required				

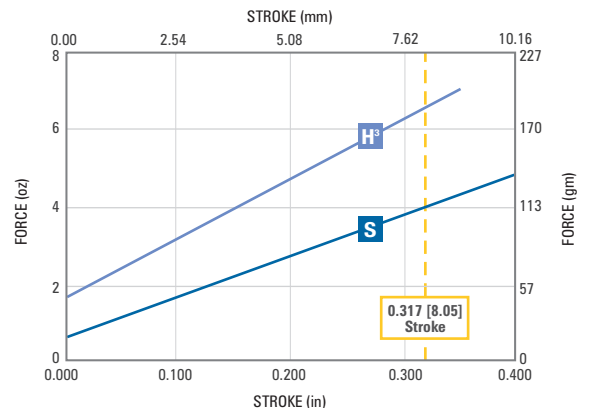
¹ Current rating is affected by spring material and lubrication choice. Please refer to Current Carrying Capacity and Testing in Extreme Working Temperature applications notes for more details.

² Maximum plunger OD should be used to calculate minimum guide plate clearance holes.

³ 0.350 [8.89] max stroke for H spring.

⁴ Working Temperature Range: -45°C to 120°C with lubrication. SS springs can be used up to 204°C without lubrication.

SPRING FORCE

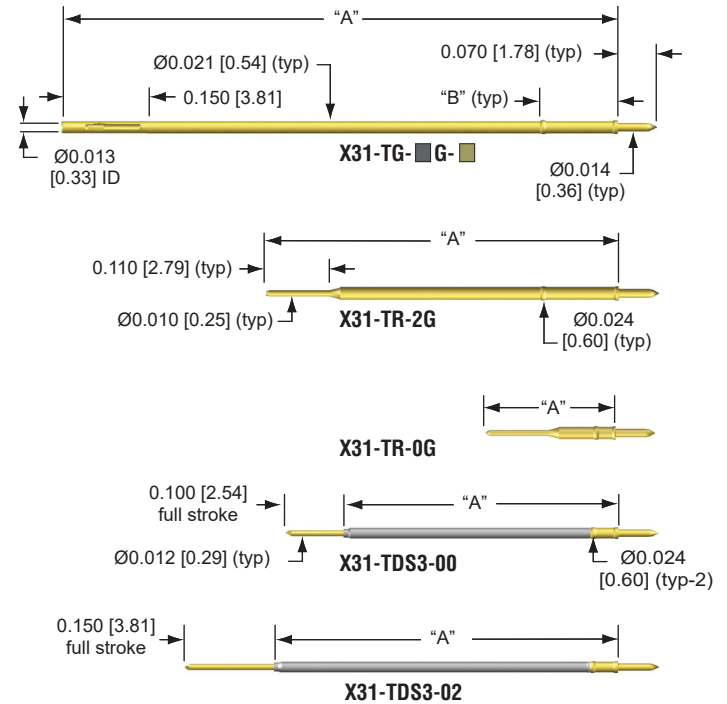


TOOLS & ACCESSORIES

See pages 75-79 for order information.


TERMINATION PIN

Suggested mounting holes and drill sizes in AT7000, G10/FR4 or similar materials should be gauged in probe plate at 0.0250 / 0.0260 [0.635 / 0.660]; Drill Size #71 or 0.65mm and back plate at 0.0217 / 0.0225 [0.551 / 0.572]; Drill Size #74 or 0.58mm



X31-40 Series

WIRE GRIP SLEEVE For use with G termination pins.



P/N: WG31

Description

To accept 30AWG Kynar solid insulated wire, stripped at 0.120 [3.05] (not included) Nylon sleeve, clear

TERMINATION PIN P/N

X31-T- - - - G- example: X31-TG-3G

Termination	Letter	Material/Finish		
	DS3	Double-Ended for wireless testing. Order by part number above.		
G	Wire Grip: Heat treated BeCu/gold plated, accepts wire grip sleeve.			
R	Round Post. Heat treated BeCu/gold plated over nickel.			
Body	Digit	Description	A in (mm)	B in (mm)
	0	Only available in TR	0.230 [5.84]	0.040 [1.02]
	2	Only available in TR	0.615 [15.62]	0.137 [3.48]
		Only available in TG	0.628 [15.95]	0.077 [1.96]
	3	Only available in TG	0.915 [23.24]	0.137 [3.48]
	00	Only available in DS3	0.475 [12.07]	0.048 [1.22]
02	Only available in DS3	0.583 [14.81]	0.048 [1.22]	
Option	Digit	Description		
	1	X31-TG-3G with WG31 wire grip sleeve		
(Blank)		No option required		

US Patent No. 6,570,399 & 4,885,533

