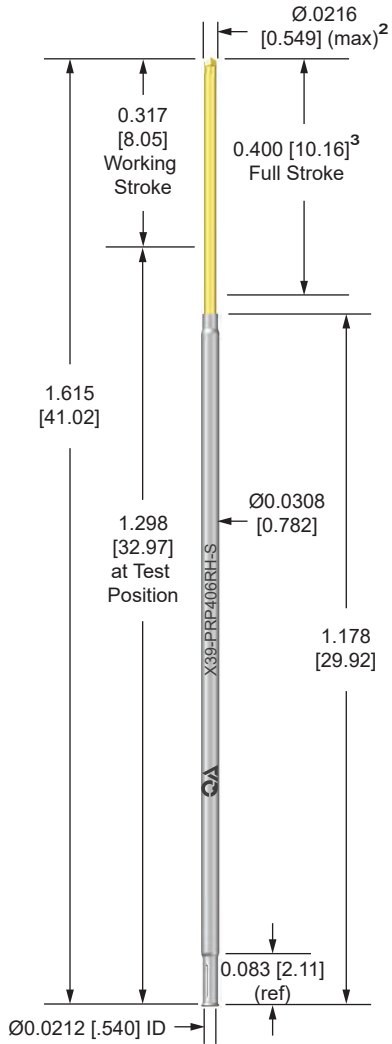


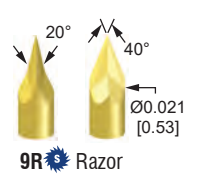
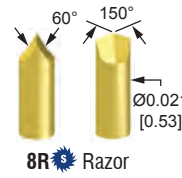
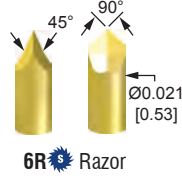


# X39-40 Series

0.039 [1.00] Centers | 0.400 [10.16] Full Stroke



## RAZOR



## CHISEL



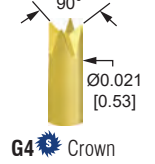

## STAR



## ROUND



## CROWN



## PROBE P/N X39-PRP40- - example: X39-PRP408RS-S

Tube	Letter	Material/Finish	Average Resistance	Current Rating AMPS <sup>1</sup> 120°C (204°C) <sup>4</sup>		
	P	Nickel silver/ID precious metal clad	< 55 mOhms	3.3 (4.5) <sup>4</sup>		
Tip Style	Digits	Material/Finish				
	See Tips	Standard material is heat treated BeCu/plated gold over nickel (see S option for steel plungers)				
Springs	Letter	Spring Force	Preload	@ 0.317 [8.05] Stroke	Material	Cycle Life @ 0.317 [8.05] Stroke
	S	Standard	1.2 [34g/0.33N]	4.8 [136g/1.32N]	SS	100,000
	U <sup>3</sup>	Ultra	1.3 [37g/0.36N]	7.5 [213g/2.09N]	SS	10,000
Option	Letter	Description				
	N	No probe lubrication. Removing lubrication greatly reduces cycle life and should only be used in applications outside of the working temperature range, see Testing in Extreme Working Temperatures application note for more details. <sup>4</sup>				
	S	Heat treated steel/plated gold over nickel (see tip style for availability)				
	(Blank)	No option required				

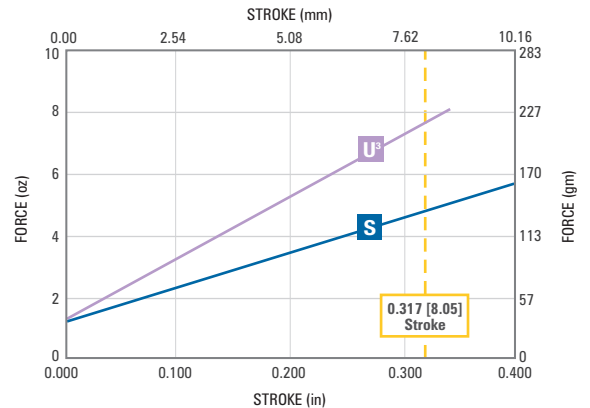
<sup>1</sup> Current rating is affected by spring material and lubrication choice. Please refer to Current Carrying Capacity and Testing in Extreme Working Temperature applications notes for more details.

<sup>2</sup> Maximum plunger OD should be used to calculate minimum guide plate clearance holes.

<sup>3</sup> 0.350 [8.89] max stroke for U spring.

<sup>4</sup> Working Temperature Range: -45°C to 120°C with lubrication. SS springs can be used up to 204°C without lubrication.

## SPRING FORCE

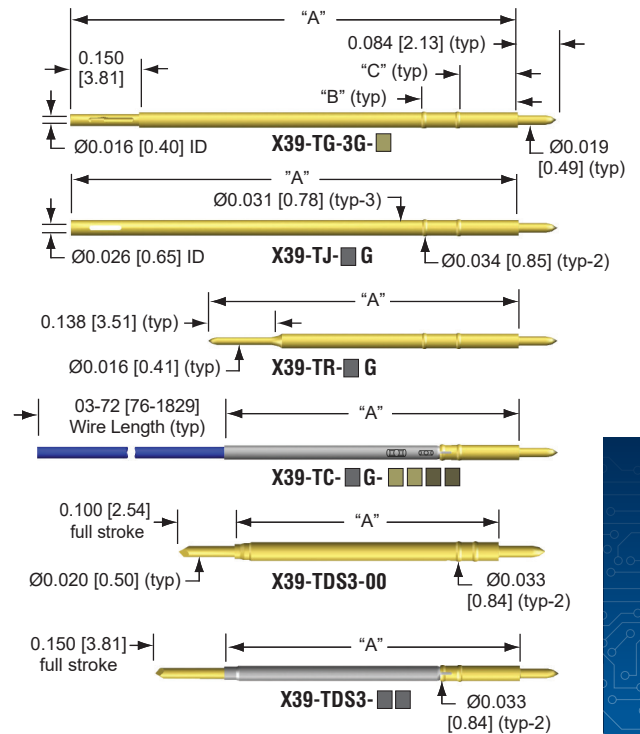


## TOOLS & ACCESSORIES

See pages 75-79 for order information.

## TERMINATION PIN

Suggested mounting holes and drill sizes in AT7000, G10/FR4 or similar materials should be gauged in probe plate at 0.0315 / 0.0325 [0.800 / 0.826]; Drill Size #66 or 0.84mm and back plate at 0.0315 / 0.0325 [0.800 / 0.826]; Drill Size #66 or 0.84mm



## TERMINATION PIN P/N

**X39-T** - **G** - **3G** example: X39-TJ-3G

Letter	Material/Finish
C	Crimped. Termination material: Heat treated BeCu/gold plated over nickel. Tube material: ID precious metal clad.
DS3	Double-ended for wireless testing. See page 69 for ordering details.
G	Wire Grip. Heat treated BeCu/gold plated over nickel, accepts wire grip sleeve.
J	Wire Jack. Heat treated BeCu/gold plated over nickel, accepts wire jack.
R	Round post. Heat treated BeCu/gold plated over nickel.

Body	Digits	Description	A in (mm)	B in (mm)	C in (mm)
0	0	Only available in TC	0.582 [14.78]	0.113 [2.87]	0.065 [1.65]
	1	Only available in TR	0.261 [6.63]	0.040 [1.02]	0.000 [0.00]
	2	Only available in TC	0.642 [16.31]	0.173 [4.39]	0.125 [3.18]
	2	Only available in TJ	0.628 [15.95]	0.077 [1.96]	0.036 [0.91]
	2	Only available in TR	0.675 [17.15]	0.210 [5.33]	0.125 [3.18]
	3	Only available in TG	0.975 [24.77]	0.210 [5.33]	0.125 [3.18]
	3	Only available in TJ	0.975 [24.77]	0.210 [5.33]	0.125 [3.18]
	4	Only available in TJ	1.100 [27.94]	0.210 [5.33]	0.125 [3.18]
	5	Only available in TJ	1.225 [31.12]	0.210 [5.33]	0.125 [3.18]
	8	Only available in TJ	1.600 [40.64]	0.210 [5.33]	0.125 [3.18]
00	00	Only available in DS3	0.475 [12.07]	0.077 [1.95]	0.036 [0.92]
	04	Only available in DS3	0.582 [14.78]	0.113 [2.87]	0.065 [1.65]
10	10	Only available in DS3	0.642 [16.31]	0.173 [4.39]	0.125 [3.18]

Digits Available for TG Termination Only

2 X39-TG-3G with WG39 wire grip sleeve

Digits Wire Size Available for TC Termination Only

3 30 AWG Kynar insulated solid wire, pre-attached. Specify color and length

8 28 AWG Kynar insulated solid wire, pre-attached. Specify color and length

Wire Colors Available for TC Termination Only

0	Black	2	Red	4	Yellow	6	Blue	8	Gray
1	Brown	3	Orange	5	Green	7	Violet	9	White

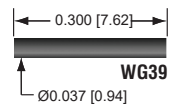
Wire Length Available for TC Termination

Specify Length in inches: 03 – 72 [76-1829]

(Blank) No option required

US Patent No. 6,570,399 & 4,885,533

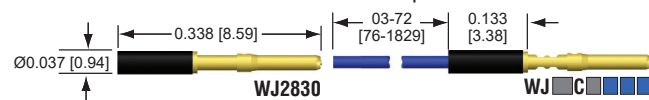
## WIRE GRIP SLEEVE For use with G termination pins.



P/N: WG39

Description/Material
To accept 30AWG Kynar solid insulated wire, stripped at 0.120 [3.05], (not included) Nylon sleeve, black

## WIRE JACK For use with J termination pins.



P/N: WJ - example: WJ28C8230

Size	Digit	Description
2830	2830	Wire Jack only (customer to crimp wire) brass/gold plated with nylon insulator.
	28C8	28 AWG Kynar insulated solid wire, pre-attached, specify color and length.
	30C3	30 AWG Kynar insulated solid wire, pre-attached, specify color and length.
Colors Available for 28C & 30C Termination		
Wire	0	Black
	1	Brown
	2	Red
	3	Orange
	4	Yellow
	5	Green
	6	Blue
	7	Violet
	8	Gray
Wire Length Available for 28C & 30C Termination		
Specify Length in inches: 03 – 72 [76-1829]		
Option	Letter	Description
	S	Stripped Length 0.000/0.669 [0.00/16.99]; Customer to specify in inches

