2023 TIP STYLE & TOOL SELECTION GUIDE

QA Technology Company, Inc.

603.926.0348
603.601.0276
sales@qatech.com
www.qatech.com

187-25 SERIES | 0.187 [4.75] Center | 0.250 [6.35] Stroke

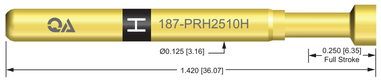



156-25 SERIES | 0.156 [3.96] Center | 0.250 [6.35] Stroke

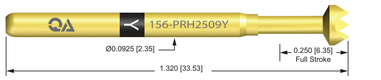

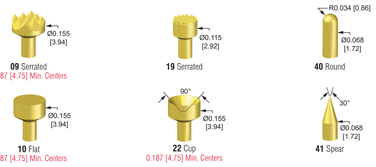

125-25 SERIES | 0.125 [3.17] Center | 0.250 [6.35] Stroke

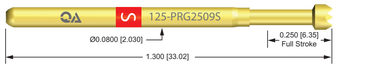

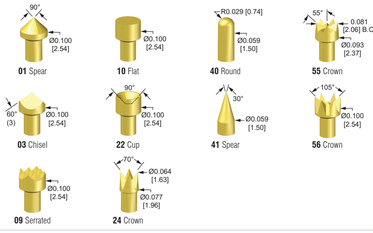

100-40 SERIES | 0.100 [2.54] Center | 0.400 [10.16] Stroke
X75-40 SERIES | 0.075 [1.91] Center | 0.400 [10.16] Stroke

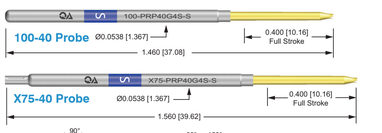



100-25 SERIES | 0.100 [2.54] Center | 0.250 [6.35] Stroke
X75-25 SERIES | 0.075 [1.91] Center | 0.250 [6.35] Stroke

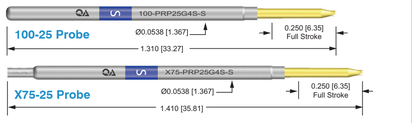

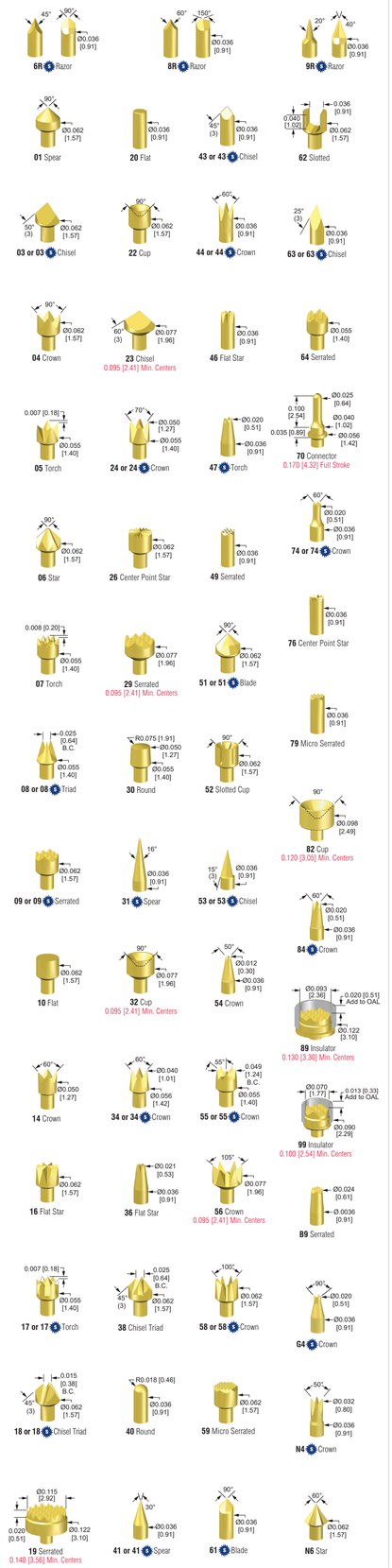

075-40 SERIES | 0.075 [1.91] Center | 0.400 [10.16] Stroke
X50-40 SERIES | 0.050 [1.27] Center | 0.400 [10.16] Stroke

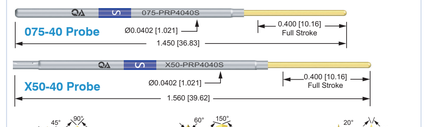

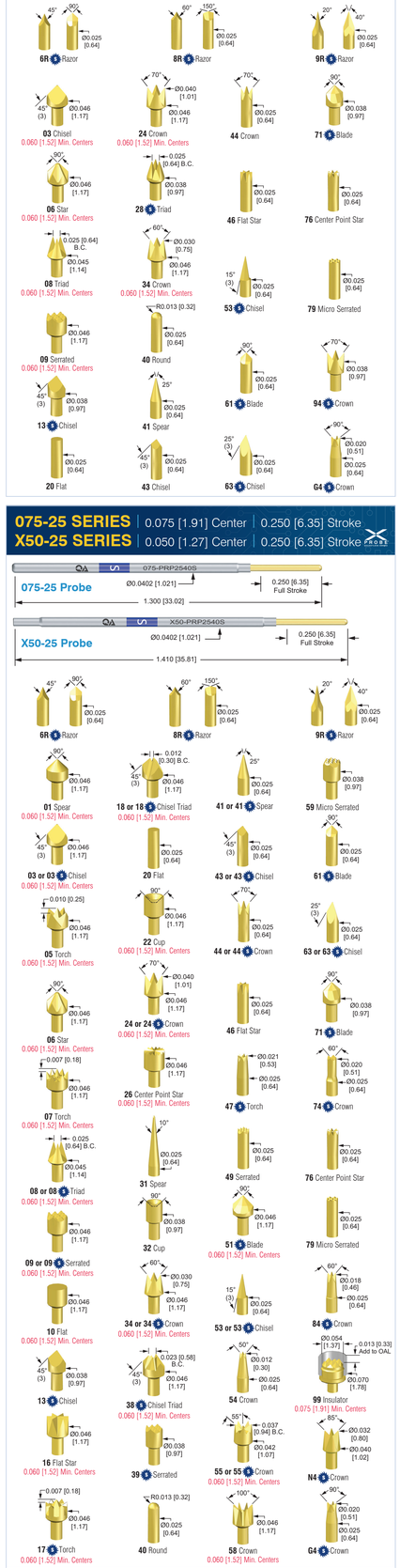

075-25 SERIES | 0.075 [1.91] Center | 0.250 [6.35] Stroke
X50-25 SERIES | 0.050 [1.27] Center | 0.250 [6.35] Stroke

050-40 SERIES | 0.050 [1.27] Center | 0.400 [10.16] Stroke
X39-40 SERIES | 0.039 [1.00] Center | 0.400 [10.16] Stroke



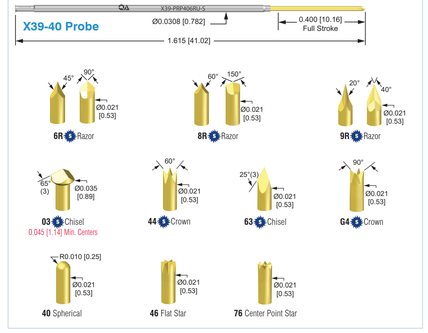

050-25 SERIES | 0.050 [1.27] Center | 0.250 [6.35] Stroke
X39-25 SERIES | 0.039 [1.00] Center | 0.250 [6.35] Stroke

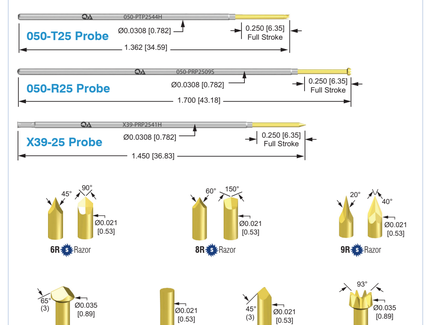

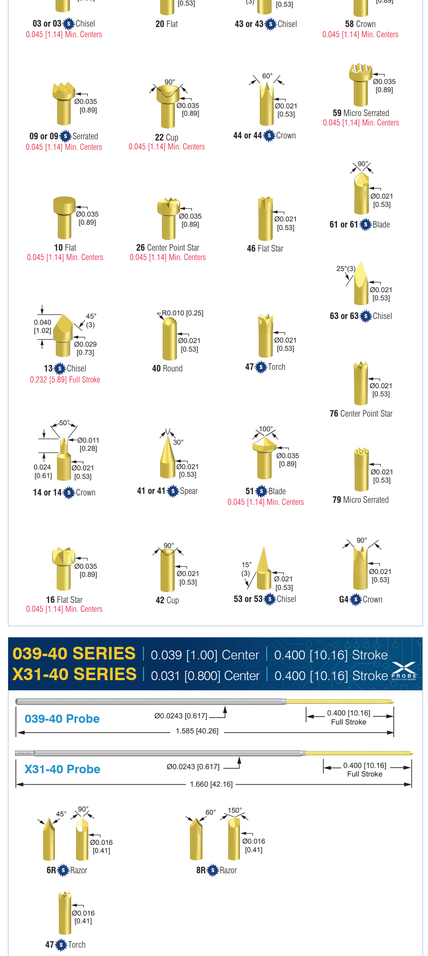

039-40 SERIES | 0.039 [1.00] Center | 0.400 [10.16] Stroke
X31-40 SERIES | 0.031 [0.800] Center | 0.400 [10.16] Stroke

039-25 SERIES | 0.039 [1.00] Center | 0.250 [6.35] Stroke
X31-25 SERIES | 0.031 [0.800] Center | 0.250 [6.35] Stroke

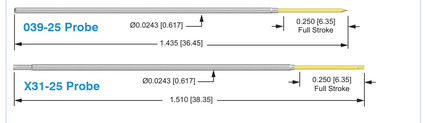

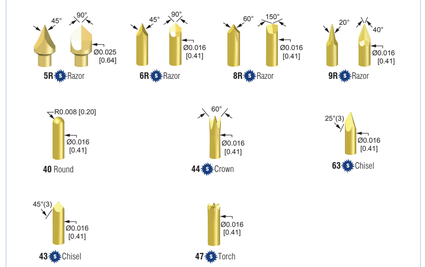

TOOLS

Pin Gauge Tools
For simple Go/No-Go inspection of socket and termination pin mounting holes.

Installation Tools
To install sockets or termination pins.

Extraction Tools
To remove sockets or termination pins.

Damaged Probe Tube Extraction Tool
Used to remove a damaged probe tube.

Wire Plug Installation Tool
Used to install Wire Plugs into the back of the socket.

Wire Jack Installation Tool
Used to install Wire Jacks into the back of the socket or termination pin.

Wire Grip Installation Tool
Used to install Wire Grips onto the back of the socket or termination pin.

Probe Installation Tool
Used to install probes.

Probe Extraction Tool
Used to remove probes with headed tip styles.

Wire Strippers
Preset at 0.120 [3.05] and used with Wire Plugs, Wire Jacks or Wire Grip Sleeves.

Tool Organizer
A compact canvas tool roll to organize a variety of maintenance tools.



Probe Maintenance Brush
To clean away fluxes and debris from your probe tips.

Installation Hammer
To be used in conjunction with our installation and extraction tools.

TESTER INTERFACE PROBE

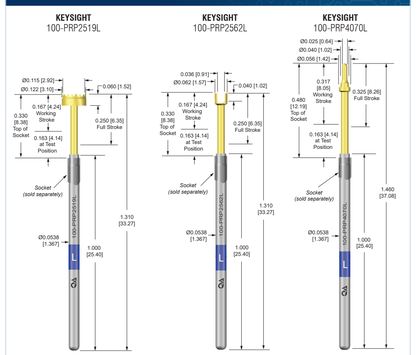

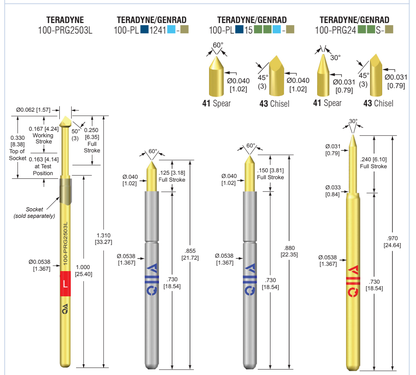

INSTRUCTIONAL VIDEOS
www.qatech.com/resources-videos/resources-videos.html

QA Technology's instructional videos are a valuable resource to help you work with our test probe products and tools. The videos detail step-by-step processes for installing and extracting probes and sockets, using different wire connections, replacing the tip of a damaged tool, and much more.

7 Factors that Affect Probe Life

How to Calculate Socket Set Heights

How to Calculate X Probe Termination Pins Set Heights

Probe and Socket Installation and Extraction

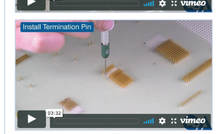

X Probe Socketless Installation and Extraction

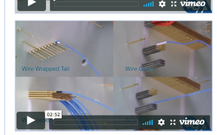

Wire Connection Methods

Tool Tip Replacement

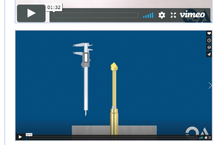

How to Measure Probe Stroke